

Pool maintenance (2 minutes)

Follow these daily if necessary.



Open the hatch



Remove the basket from the hatch



If a chlorine tablet is present, set aside it



Clean the basket
Add the chlorine tablet inside.
(If you need chlorine 85, there are in local machine











Insert the basket and chlorine basket in the hatch



Close the hatch

Pool maintenance (4 minutes)

Follow these steps daily to maintain clear water.

			
<p>Verify that this tap is open</p>	<p>Verify that these taps open open</p>	<p>Turn off the electricity</p>	<p>Move the tap from original position (Filter) to Backwash</p>
			
<p>Turn on the electricity for two minute then turn off the electricity</p>	<p>Move the tap from Backwash to Waste</p>	<p>Turn on the electricity for 20 seconds then turn off the electricity</p>	<p>Move the tap from Waste to Filter (default position) and turn on electricity</p>

Pool maintenance (8 minutes)

Follow these steps if the yellow filter is dirty.



Close this tap



Close these taps



Turn off the electricity



Open the pump filter using the handle provided



Remove the yellow filter, remove leaves and other debris



Once the filter is clean, then reinsert the filter




Close the pump filter using the handle provided



Open this tap



Close these taps



Turn on the electricity